

**BUDGET**  
**2006/2007**

**SETSOTO MUNICIPALITY**  
**DRAFT BUDGET 2006/2007**

Vote		Salaries,Wages & Allowances	General Expenditure	Repair and Maintenance	Capital Charges	Capital Expences	Contributions	Amounts Charge Out	Total Expenditure	Total Income	Surplus/ Deficite
<b><u>Corporate Services</u></b>											
Abattoir	250	-	4,000.00	22,350.00	4,700.00	-	-	-	31,050.00	-48,000.00	-16,950.00
Cemeteries	120	564,722.00	1,033,956.00	114,000.00	-	-	-	-	1,712,678.00	-375,000.00	1,337,678.00
Community halls	125	579,899.00	222,856.00	306,500.00	39,200.00	100,000.00	-	-	1,248,455.00	-88,000.00	1,160,455.00
Corporate Services	010	5,113,674.00	1,452,904.00	325,240.00	723,865.00	754,000.00	-	-3,326,207.54	5,043,475.46	-734,000.00	4,309,475.46
Fire protection & Civil defence	130	-	113,500.00	13,000.00	-	20,000.00	-	-	146,500.00	-5,000.00	141,500.00
Health Public Services	135	-	-	-	-	-	-	-	-	-	-
Health services	025	586,612.00	153,197.00	10,268.00	5,500.00	2,000.00	-	-	757,577.00	-600,000.00	157,577.00
Housing services	030	1,688,255.00	841,163.00	1,039,000.00	-	20,000.00	-	-	3,588,418.00	-	3,588,418.00
Human Resource	032	-	481,317.00	-	-	70,000.00	-	-	551,317.00	-106,000.00	445,317.00
Libraries	035	1,963,236.00	232,542.00	-	-	12,000.00	-	-	2,207,778.00	-41,000.00	2,166,778.00
Properties	050	-	907,750.00	209,000.00	1,408,000.00	-	-	-	2,524,750.00	-638,500.00	1,886,250.00
Traffic services	065	1,636,046.00	156,518.00	355,500.00	71,000.00	-	-	-	2,219,064.00	-235,000.00	1,984,064.00
<b>Vote-Total</b>		<b>12,132,444.00</b>	<b>5,599,703.00</b>	<b>2,394,858.00</b>	<b>2,252,265.00</b>	<b>978,000.00</b>	<b>-</b>	<b>-3,326,207.54</b>	<b>20,031,062.46</b>	<b>-2,870,500.00</b>	<b>17,160,562.46</b>
<b><u>Financial Services</u></b>											
Assessment rates	005	-	-	-	-	-	-	-	-	-18,099,370.99	-18,099,370.99
Financial Services	020	6,653,019.00	2,773,750.00	200,000.00	536,950.00	170,000.00	-	-1,995,724.52	8,337,994.48	-10,868,000.00	-2,530,005.52
<b>Vote-Total</b>		<b>6,653,019.00</b>	<b>2,773,750.00</b>	<b>200,000.00</b>	<b>536,950.00</b>	<b>170,000.00</b>	<b>-</b>	<b>-1,995,724.52</b>	<b>8,337,994.48</b>	<b>-28,967,370.99</b>	<b>-20,629,376.52</b>
<b><u>Municipal Manager</u></b>											
Council's expenditure	015	318,540.00	26,424,562.00	360,000.00	2,350,000.00	530,000.00	1,600,000.00	-	31,583,102.00	-48,668,000.00	-17,084,898.00
Municipal Manager	040	1,769,424.00	112,759.00	-	-	-	-	-1,330,483.02	551,699.98	-	551,699.98
<b>Vote-Total</b>		<b>2,087,964.00</b>	<b>26,537,321.00</b>	<b>360,000.00</b>	<b>2,350,000.00</b>	<b>530,000.00</b>	<b>1,600,000.00</b>	<b>-1,330,483.02</b>	<b>32,134,801.98</b>	<b>-48,668,000.00</b>	<b>-16,533,198.02</b>
<b><u>Technical Services</u></b>											
Cleansing services	200	8,191,003.00	1,425,249.62	971,500.00	170,000.00	20,000.00	3,500,000.00	-	14,277,752.62	-14,477,352.40	-199,599.78
Electricity	255	2,361,670.00	18,824,618.97	1,950,000.00	1,142,000.00	2,370,000.00	1,200,000.00	-	27,848,288.97	-27,760,512.12	87,776.85
Parks & recreation	045	4,742,277.00	919,387.00	530,575.00	115,000.00	280,000.00	-	-	6,587,239.00	-57,000.00	6,530,239.00
Roads & stormwater	055	6,259,796.00	3,311,030.00	2,508,244.00	1,630,000.00	-	-	-	13,709,070.00	-60,000.00	13,649,070.00
Sewerage services	210	7,105,650.00	2,030,417.68	733,000.00	1,584,000.00	7,506,000.00	1,500,000.00	-	20,459,067.68	-20,554,173.60	-95,105.92
Swimming pool	140	-	124,000.00	222,000.00	23,000.00	-	-	-	369,000.00	-30,000.00	339,000.00
Technical Services: Admin	060	1,465,258.00	625,227.00	-	-	20,000.00	-	-	2,110,485.00	-	2,110,485.00
Water services	265	3,482,076.00	5,882,182.81	1,011,000.00	2,550,000.00	35,373,000.00	2,400,000.00	-	50,698,258.81	-53,599,956.16	-2,901,697.36
Workshop	070	321,019.00	69,702.00	17,400.00	-	-	-	-	408,121.00	-	408,121.00
<b>Vote-Total</b>		<b>33,928,749.00</b>	<b>33,211,815.08</b>	<b>7,943,719.00</b>	<b>7,214,000.00</b>	<b>45,569,000.00</b>	<b>8,600,000.00</b>	<b>-</b>	<b>136,467,283.08</b>	<b>-116,538,994.29</b>	<b>19,928,288.79</b>
<b>Totaal / Total</b>		<b>54,802,176.00</b>	<b>68,122,589.08</b>	<b>10,898,577.00</b>	<b>12,353,215.00</b>	<b>47,247,000.00</b>	<b>10,200,000.00</b>	<b>-6,652,415.08</b>	<b>196,971,142.00</b>	<b>-197,044,865.28</b>	<b>-73,723.28</b>

**SETSOTO MUNICIPALITY**  
**DRAFT BUDGET 2006/2007**

Department		Salaries,Wages & Allowances	General Expenditure	Repair and Maintenance	Capital Charges	Capital Expences	Contributions	Amounts Charge Out	Total Expenditure	Total Income	Surplus/ Deficite
<b>Community services</b>											
Assessment rates	005	-	-	-	-	-	-	-	-	-18,099,370.99	-18,099,370.99
Corporate Services	010	5,113,674.00	1,452,904.00	325,240.00	723,865.00	754,000.00	-	-3,326,207.54	5,043,475.46	-734,000.00	4,309,475.46
Council's expenditure	015	318,540.00	26,424,562.00	360,000.00	2,350,000.00	530,000.00	1,600,000.00	-	31,583,102.00	-48,668,000.00	-17,084,898.00
Financial Services	020	6,653,019.00	2,773,750.00	200,000.00	536,950.00	170,000.00	-	-1,995,724.52	8,337,994.48	-10,868,000.00	-2,530,005.52
Health services	025	586,612.00	153,197.00	10,268.00	5,500.00	2,000.00	-	-	757,577.00	-600,000.00	157,577.00
Housing services	030	1,688,255.00	841,163.00	1,039,000.00	-	20,000.00	-	-	3,588,418.00	-	3,588,418.00
Human Resource	032	-	481,317.00	-	-	70,000.00	-	-	551,317.00	-106,000.00	445,317.00
Libraries	035	1,963,236.00	232,542.00	-	-	12,000.00	-	-	2,207,778.00	-41,000.00	2,166,778.00
Municipal Manager	040	1,769,424.00	112,759.00	-	-	-	-	-1,330,483.02	551,699.98	-	551,699.98
Parks & recreation	045	4,742,277.00	919,387.00	530,575.00	115,000.00	280,000.00	-	-	6,587,239.00	-57,000.00	6,530,239.00
Properties	050	-	907,750.00	209,000.00	1,408,000.00	-	-	-	2,524,750.00	-638,500.00	1,886,250.00
Roads & stormwater	055	6,259,796.00	3,311,030.00	2,508,244.00	1,630,000.00	-	-	-	13,709,070.00	-60,000.00	13,649,070.00
Technical Services: Admin	060	1,465,258.00	625,227.00	-	-	20,000.00	-	-	2,110,485.00	-	2,110,485.00
Traffic services	065	1,636,046.00	156,518.00	355,500.00	71,000.00	-	-	-	2,219,064.00	-235,000.00	1,984,064.00
Workshop	070	321,019.00	69,702.00	17,400.00	-	-	-	-	408,121.00	-	408,121.00
<b>Sub-Total</b>		<b>32,517,156.00</b>	<b>38,461,808.00</b>	<b>5,555,227.00</b>	<b>6,840,315.00</b>	<b>1,858,000.00</b>	<b>1,600,000.00</b>	<b>-6,652,415.08</b>	<b>80,180,090.92</b>	<b>-80,106,870.99</b>	<b>73,219.93</b>
<b>Subsidised services</b>											
Cemeteries	120	564,722.00	1,033,956.00	114,000.00	-	-	-	-	1,712,678.00	-375,000.00	1,337,678.00
Community halls	125	579,899.00	222,856.00	306,500.00	39,200.00	100,000.00	-	-	1,248,455.00	-88,000.00	1,160,455.00
Fire protection & Civil defence	130	-	113,500.00	13,000.00	-	20,000.00	-	-	146,500.00	-5,000.00	141,500.00
Health Public Services	135	-	-	-	-	-	-	-	-	-	-
Swimming pool	140	-	124,000.00	222,000.00	23,000.00	-	-	-	369,000.00	-30,000.00	339,000.00
<b>Sub-Total</b>		<b>1,144,621.00</b>	<b>1,494,312.00</b>	<b>655,500.00</b>	<b>62,200.00</b>	<b>120,000.00</b>	<b>-</b>	<b>-</b>	<b>3,476,633.00</b>	<b>-498,000.00</b>	<b>2,978,633.00</b>
<b>Economic services</b>											
Cleansing services	200	8,191,003.00	1,425,249.62	971,500.00	170,000.00	20,000.00	3,500,000.00	-	14,277,752.62	-14,477,352.40	-199,599.78
Sewerage services	210	7,105,650.00	2,030,417.68	733,000.00	1,584,000.00	7,506,000.00	1,500,000.00	-	20,459,067.68	-20,554,173.60	-95,105.92
<b>Sub-Total</b>		<b>15,296,653.00</b>	<b>3,455,667.30</b>	<b>1,704,500.00</b>	<b>1,754,000.00</b>	<b>7,526,000.00</b>	<b>5,000,000.00</b>	<b>-</b>	<b>34,736,820.30</b>	<b>-35,031,526.00</b>	<b>-294,705.70</b>
<b>Trading services</b>											
Abattoir	250	-	4,000.00	22,350.00	4,700.00	-	-	-	31,050.00	-48,000.00	-16,950.00
Electricity	255	2,361,670.00	18,824,618.97	1,950,000.00	1,142,000.00	2,370,000.00	1,200,000.00	-	27,848,288.97	-27,760,512.12	87,776.85
Water services	265	3,482,076.00	5,882,182.81	1,011,000.00	2,550,000.00	35,373,000.00	2,400,000.00	-	50,698,258.81	-53,599,956.16	-2,901,697.36
<b>Sub-Total</b>		<b>5,843,746.00</b>	<b>24,710,801.78</b>	<b>2,983,350.00</b>	<b>3,696,700.00</b>	<b>37,743,000.00</b>	<b>3,600,000.00</b>	<b>-</b>	<b>78,577,597.78</b>	<b>-81,408,468.29</b>	<b>-2,830,870.51</b>
<b>Totaal / Total</b>		<b>54,802,176.00</b>	<b>68,122,589.08</b>	<b>10,898,577.00</b>	<b>12,353,215.00</b>	<b>47,247,000.00</b>	<b>10,200,000.00</b>	<b>-6,652,415.08</b>	<b>196,971,142.00</b>	<b>-197,044,865.28</b>	<b>-73,723.28</b>

**SETSOTO MUNICIPALITY**  
**DRAFT BUDGET 2006/2007**

DESCRIPTION	ACTUAL 2004/2005	BUDGET 2005/2006	Y T D 2005/2006	PROJECTED 2006/2007	% (B-A)/A	PROJECTED 2007/2008	PROJECTED 2008/2009	
	<b>A</b>					<b>B</b>		
<b>EXPENDITURE</b>								
SALARIES & ALLOWANCES	43,357,923.82	48,109,462.00	34,020,700.02	54,802,176.00	13.91%	57,542,284.80	60,419,399.04	37%
GENERAL EXPENDITURE	51,771,039.68	52,277,086.74	24,014,765.63	68,122,589.08	30.31%	71,486,718.53	75,061,054.46	45%
REPAIR & MAINTENANCE	9,375,710.91	10,464,059.00	4,031,986.57	10,898,577.00	4.15%	11,443,505.85	12,015,681.14	7%
CAPITAL CHARGES	8,138,353.22	9,983,437.00	-	12,353,215.00	23.74%	12,970,875.75	13,619,419.54	8%
CONTRIBUTION TO CAPITAL	4,367,383.44	3,343,000.00	1,326,173.64	47,247,000.00	1313.31%	49,535,850.00	52,012,642.50	32%
CONTRIBUTIONS	14,191,976.00	17,240,000.00	-	10,200,000.00	-40.84%	10,710,000.00	11,245,500.00	7%
<b>SUB-TOTAL</b>	<b>131,202,387.07</b>	<b>141,417,044.74</b>	<b>63,393,625.86</b>	<b>203,623,557.08</b>	<b>43.99%</b>	<b>213,689,234.93</b>	<b>224,373,696.68</b>	<b>136%</b>
LESS: CHARGED OUT	(4,395,593.18)	(8,758,339.34)	-	(6,652,415.08)	-24.04%	(6,985,035.83)	(7,334,287.62)	
<b>TOTAL</b>	<b>126,806,793.89</b>	<b>132,658,705.40</b>	<b>63,393,625.86</b>	<b>196,971,142.00</b>	<b>48.48%</b>	<b>206,704,199.10</b>	<b>217,039,409.06</b>	
<b>INCOME</b>								
ASSESSMENT RATES	(16,064,330.74)	(16,078,329.77)	(12,901,362.84)	(18,099,370.99)	12.57%	(19,004,339.54)	(19,954,556.52)	12%
DEPARTMENTAL INCOME	(1,307,958.40)	(1,400,000.00)	(649,278.36)	(2,150,000.00)	53.57%	(2,257,500.00)	(2,370,375.00)	1%
EQUITABLE SHARE	(37,577,179.00)	(45,181,000.00)	(43,473,963.00)	(53,830,000.00)	19.14%	(56,521,500.00)	(59,347,575.00)	36%
GRANTS & DONATIONS	(5,854,792.41)	(598,752.00)	-	(48,402,000.00)	7983.81%	(58,997,000.00)	(38,531,350.00)	33%
LEVIES: ELECTRICITY	(22,352,807.60)	(20,549,959.23)	(15,176,136.69)	(22,461,512.12)	9.30%	(23,584,587.73)	(24,763,817.12)	15%
LEVIES: REFUSE	(11,512,779.02)	(12,246,684.00)	(9,040,258.66)	(13,471,352.40)	10.00%	(14,144,920.02)	(14,852,166.02)	9%
LEVIES: SEWERAGE	(9,055,699.17)	(9,536,976.00)	(7,166,245.06)	(10,490,673.60)	10.00%	(11,015,207.28)	(11,565,967.64)	7%
LEVIES: WATER	(13,104,159.15)	(13,892,378.04)	(10,496,427.21)	(15,224,956.16)	9.59%	(15,986,203.97)	(16,785,514.17)	10%
OTHER	(9,984,859.29)	(12,883,440.00)	(7,037,844.53)	(12,915,000.00)	0.24%	(13,560,750.00)	(14,238,787.50)	9%
<b>TOTAL</b>	<b>(126,814,564.78)</b>	<b>(132,367,519.04)</b>	<b>(105,941,516.35)</b>	<b>(197,044,865.28)</b>	<b>48.86%</b>	<b>(215,072,008.54)</b>	<b>(202,410,108.97)</b>	
<b>(SURPLUS) / DEFICIT</b>	<b>(7,770.89)</b>	<b>291,186.36</b>	<b>(42,547,890.49)</b>	<b>(73,723.28)</b>		<b>(8,367,809.44)</b>	<b>14,629,300.08</b>	

**SETSOTO LOCAL MUNICIPALITY  
CAPITAL PROJECTS 2003/2009**

ITEM No.	IDP REF.	UNIT	2004/2005	2005/2006	2006/2007	2007/2008	2008/2009	2009/2010	TOTAL	Fin.Resource
			R	R	R	R	R	R	R	
	<b>REF. IDP 1.1.3.7</b>	<b>VEHICLES, FURNITURE &amp; EQUIPMENT</b>								
<b>9</b>		<b>CEMETERY</b>								
9.1	Ficksburg/Meqheleng	1x Back Ac	350,000				500,000		850,000	Loans - External
9.2	Clocolan/Hloklowane	1x Back Actor		320,000					320,000	Loans - External
9.3	Senekal/Matwabeng	1x Back Actor				480,000			480,000	Loans - External
9.4	Marquard/Moemaneng	1x Back Actor			435,000				435,000	Loans - External
				<b>320,000</b>	<b>435,000</b>	<b>480,000</b>	<b>500,000</b>	<b>0</b>	<b>2,085,000</b>	
<b>10</b>		<b>PARKS &amp; RECREATION</b>								
10.1	Ficksburg/Meqheleng	1x Tractor			385,000		400,000		785,000	Loans - External
10.2	Senekal/Matwabeng	1x Tractor		370,000		480,000			850,000	Loans - External
10.3	Clocolan/Hloklowane	1x Tractor	350,000						350,000	Loans - External
10.4	Marquard/Moemaneng	1x Tractor				480,000			480,000	Loans - External
			<b>350,000</b>	<b>370,000</b>	<b>385,000</b>	<b>960,000</b>	<b>400,000</b>	<b>0</b>	<b>2,465,000</b>	
<b>11</b>		<b>CLEANSING</b>								
	Ficksburg/Meqheleng	1x Mobile Compactor		600,000		650,000	800,000		2,050,000	Loans - External
11.2	Ficksburg/Meqheleng	1x Tractor			400,000				400,000	Loans - External
11.3	Senekal/Matwabeng	1x Tractor			350,000		800,000		1,150,000	Loans - External
11.4	Senekal/Matwabeng	1x Mobile Compactor		0		700,000			700,000	Loans - External
11.5	Clocolan/Hloklowane	1xFront En	850,000		600,000	450,000			1,900,000	Loans - External
11.6	Clocolan/Hloklowane	1x Tractor				450,000	800,000		1,250,000	Loans - External
			<b>850,000</b>	<b>600,000</b>	<b>1,350,000</b>	<b>2,250,000</b>	<b>2,400,000</b>	<b>0</b>	<b>7,450,000</b>	
<b>12</b>		<b>ROADS &amp; STORMWATER</b>								
12.1	Senekal/Matwabeng	1X Grader	1,100,000	0			1,000,000		2,100,000	Loans - External
12.2		1xTipper		380,000			636,000		1,016,000	Loans - External
12.3		1XTractor		400,000	705,000				1,105,000	Loans - External
12.4	Ficksburg/Meqheleng	1xGrader			1,500,000	1,300,000	1,000,000		3,800,000	Loans - External
12.5		1xTipper	375,000	375,000		715,000			1,465,000	Loans - External
12.6		1XRoller	500,000		600,000	500,000			1,600,000	Loans - External
12.7		1xLowbed							0	Loans - External
12.8		1xBulldoze	1,500,000						1,500,000	Loans - External
12.9	Marquard/Moemaneng	1xTipper		0	600,000	1,300,000			1,900,000	Loans - External
12.10		1xGrader					1,000,000		1,000,000	Loans - External
12.11	Clocolan/Hloklowane	1xGrader			200,250		1,000,000		1,200,250	Loans - External
12.12		1xTipper		0	600,000	600,000			1,200,000	Loans - External
			<b>3,475,000</b>	<b>1,155,000</b>	<b>4,205,250</b>	<b>4,415,000</b>	<b>4,636,000</b>	<b>0</b>	<b>17,886,250</b>	
<b>13</b>		<b>SEWERAGE</b>								
13.1	Senekal/Marquard	1XConserv	650,000	650,000			650,000		1,950,000	Loans - External
13.2	Ficksburg/Meqheleng	1XConserv	150,000	0	376,250	1,130,062	536,565		2,192,877	Loans - External

**SETSOTO LOCAL MUNICIPALITY  
CAPITAL PROJECTS 2003/2009**

ITEM No.	IDP REF.	UNIT	2004/2005	2005/2006	2006/2007	2007/2008	2008/2009	2009/2010	TOTAL	Fin.Resource
13.3	Clocolan/Hloklowane	1x Tractor	276,000	276,000					552,000	Loans - External
			<b>1,076,000</b>	<b>926,000</b>	<b>376,250</b>	<b>1,130,062</b>	<b>1,186,565</b>	<b>0</b>	<b>4,694,877</b>	
<b>14</b>	<b>PROPERTIES</b>									
14.1	Buildings		<b>6,550,000</b>		700,000				7,250,000	Loans - External
<b>15</b>	<b>SWIMMING BATH</b>									
15.1	Senekal/Matwabeng	Upgrading	<b>350,000</b>	0	0	0			350,000	Loans - External
<b>16</b>	<b>COUNCIL SERVICES</b>									
16.1	Improvements Building			180,000	0				180,000	Loans - External
		<b>GRAND</b>	<b>5,251,000</b>	<b>3,551,000</b>	<b>7,451,500</b>	<b>5,995,062</b>	<b>6,622,565</b>	<b>0</b>	<b>24,851,127</b>	
<b>10</b>	<b>Corporate Service</b>									
		Document	15,000.00	250,000.00	270,000.00				535,000	DORA GRANT 734000
		Tools & Eq	15,000.00	17,500.00	20,000.00				0	
		Furniture & Equipment		100,000.00	50,000.00				52,500	Income
		MSIP Grant			194,000.00					DORA GRANT 734000
		Vehicles & equipment		-	220,000.00				220,000	DORA GRANT 734000
			<b>30,000.00</b>	<b>367,500.00</b>	<b>754,000.00</b>	<b>0.00</b>	<b>0.00</b>	<b>0.00</b>	<b>807,500.00</b>	
<b>15</b>	<b>Council's Expenditure</b>									
		Buildings- Chamber							0	Income
		Furniture &	5,000.00	407,500.00	10,000.00				422,500	Income
		Air Conditic	60,000.00						60,000	Income
		RECURRENT GRANT			500,000.00					DORA GRANT
		IT Equipme	15,000.00	17,500.00	20,000.00				52,500	Income
			<b>80,000.00</b>	<b>425,000.00</b>	<b>530,000.00</b>	<b>0.00</b>	<b>0.00</b>	<b>0.00</b>	<b>535,000.00</b>	
<b>20</b>	<b>Financial Service</b>									
		Credit conr	50,000.00						50,000	Income
		Vehicle		100,000.00						
		Computer change			150,000.00					
		GAMAP ch	86,000.00						86,000	Income
		Furniture &	100,000.00	25,000.00	20,000.00				145,000	Income
		<b>TOTAL</b>	<b>236,000.00</b>	<b>125,000.00</b>	<b>170,000.00</b>	<b>0.00</b>	<b>0.00</b>	<b>0.00</b>	<b>281,000.00</b>	Income
<b>25</b>	<b>HealthEnvironm.</b>									
		Furniture &	<b>1,250.00</b>	<b>1,500.00</b>	<b>2,000.00</b>				4,750	Income
<b>30</b>	<b>Housing</b>									

**SETSOTO LOCAL MUNICIPALITY  
CAPITAL PROJECTS 2003/2009**

ITEM No.	IDP REF.	UNIT	2004/2005	2005/2006	2006/2007	2007/2008	2008/2009	2009/2010	TOTAL	Fin.Resource
		Vehicles &	15,000.00	0.00	20,000.00				35,000	Income
<b>32</b>		<b>Human Resource</b>								
		HR Manager program		-	70,000.00					
<b>35</b>		<b>Libraries</b>								
		Furniture &	1,250.00	1,500.00	12,000.00				14,750	Income
<b>45</b>		<b>Parks &amp; Recreation</b>								
	Senekal	3x Kudu L&	60,000.00	60,000.00	60,000.00	60,000.00	60,000.00		300,000	Income
		1XLDV	125,000.00	0.00					125,000	Income
		Upgrading of parks		0.00	70,000.00	100,000.00	100,000.00		270,000	Income
	Ficksburg	2x Kudu L&	40,000.00	40,000.00	40,000.00	50,000.00	60,000.00		230,000	Income
		3x Weed E	15,000.00	15,000.00	15,000.00	20,000.00	25,000.00		90,000	Income
		2x LDV							0	Income
	Clocolan	1x Tractor				150000			150,000	Income
		1x Falcon L	30,000.00	0.00	30,000.00	35,000.00	40,000.00		135,000	Income
		3x Weed E	15,000.00	15,000.00	15,000.00	20,000.00	25,000.00		90,000	Income
		1XLDV		0.00					0	Income
	Marquard	1x Falcon L	30,000.00	30,000.00	30,000.00	40,000.00	45,000.00		175,000	Income
		2x Weed E	10,000.00	10,000.00	10,000.00	15,000.00	18,000.00		63,000	Income
		Soccer Fiel	10,000.00	10,000.00	10,000.00	100,000.00			130,000	Income
		1XLDV			0.00				0	Income
			<b>335,000.00</b>	<b>180,000.00</b>	<b>280,000.00</b>	<b>590,000.00</b>	<b>373,000.00</b>	<b>0.00</b>	<b>1,758,000.00</b>	
<b>55</b>		<b>Roads &amp; Stormwater</b>								
	Senekal	1x Compressor/Equip.		0.00	0	200000			200,000	Income
		1XLDV	125,000.00						125,000	Income
	Ficksburg	2x LDV			0.00				0	Income
		Equipment	125,000.00			200,000.00	420,000.00		745,000	Income
	Clocolan	1XLDV			0.00				0	Income
	Marquard	1XLDV		0.00					0	Income
			<b>250,000.00</b>	<b>0.00</b>	<b>0.00</b>	<b>400,000.00</b>	<b>420,000.00</b>	<b>0.00</b>	<b>1,070,000.00</b>	
<b>60</b>		<b>Technical Ser. -Admin</b>								
		Furniture &	12,500.00	15,000.00	20,000.00	25,000.00	30,000.00	0.00	102,500	Income
<b>65</b>		<b>Traffic Department</b>								
		Vehicles &	100,000.00	0.00	0.00				100,000	Income
<b>125</b>		<b>Community Halls</b>								
	Senekal	1x Floor polisher							0	Income
		1x Vacuum cleaner							0	Income
		Furnitur & €	10,000.00	10,000.00	10,000.00				30,000	Income
	Setsoto	Tables & Chairs			50,000.00				50,000	Income

**SETSOTO LOCAL MUNICIPALITY  
CAPITAL PROJECTS 2003/2009**

ITEM No.	IDP REF.	UNIT	2004/2005	2005/2006	2006/2007	2007/2008	2008/2009	2009/2010	TOTAL	Fin.Resource
		Fence (Caledon Plain)								0 Income
		Building	10,000.00	10,000.00	10,000.00				30,000	Income
		Furnitur & €	10,000.00	10,000.00	10,000.00				30,000	Income
		Clocolan Tools & Eq	10,000.00	10,000.00	10,000.00				30,000	Income
		Marquard Tools & Eq	10,000.00	10,000.00	10,000.00				30,000	Income
			<b>50,000.00</b>	<b>50,000.00</b>	<b>100,000.00</b>	<b>0.00</b>	<b>0.00</b>	<b>0.00</b>	<b>200,000.00</b>	
<b>130</b>		<b>Fire Brigade</b>								
		Tools & Eq	<b>12,500.00</b>	<b>15,000.00</b>	<b>20,000.00</b>					47,500 Income
<b>135</b>		<b>Health Public</b>								
		Furniture &	<b>12,500.00</b>	<b>15,000.00</b>	<b>0.00</b>					27,500 Income
<b>200</b>		<b>Cleansing</b>								
		Senekal Street refu	10,000.00	10,000.00	5,000.00	15,000.00	20,000.00			60,000 Income
		Ficksburg Mass Cont	30,000.00	30,000.00	0.00	35,000.00	35,000.00			130,000 Income
		Street refu	20,000.00	20,000.00	5,000.00	25,000.00	30,000.00			100,000 Income
		Clocolan Street refu	5,000.00	5,000.00	5,000.00	127,000.00	130,000.00			272,000 Income
		Marquard Street refu	5,000.00	5,000.00	5,000.00	7,000.00	10,000.00			32,000 Income
			<b>70,000.00</b>	<b>70,000.00</b>	<b>20,000.00</b>	<b>209,000.00</b>	<b>225,000.00</b>	<b>0.00</b>	<b>594,000.00</b>	
<b>210</b>		<b>Sewerage</b>								
		Senekal 1xTanker -Pails			-	45000	150000			195,000 Income
		1x LDV			-	50000	120000			170,000 Income
		Tools & eq	15,000.00	15,000.00	-					30,000 Income
		1x LDV		0.00	-					0 Income
		Marquard 1xTanker -Pails								0 Income
		1x LDV								0 Income
		Eradication Grant			7,506,000.00					DORA GRANT
		Ckocolan 1x LDV	125,000.00							125,000 Income
			<b>15,000.00</b>	<b>15,000.00</b>	<b>7,506,000.00</b>	<b>95,000.00</b>	<b>270,000.00</b>	<b>0.00</b>	<b>395,000.00</b>	
<b>255</b>		<b>Electricity</b>								
		Senekal 2xLDV		-	-					0 Income
		Cherry Picl	175,000.00							175,000 Income
		Ficksburg Cherry Picker								0 Income
		2/3Ton Truck/ LDV		200,000.00	0.00					200,000 Income
		Clocolan 1XLDV	175,000.00			175,000.00				350,000 Income
		Cherry Picker								0 Income
		Marquard 1XLDV								0 Income
		Cherry Picker		0.00	0.00					0 Income
		Network			2,370,000.00					DORA GRANT
		Fxb & Cloc Network	1,000,000.00	750,000.00	0.00	1,400,000.00	1,400,000.00			4,550,000 Income
		All Units Street Ligh	1,000,000.00	0.00	0.00	755,000.00	1,046,500.00			2,801,500 Income

**SETSOTO LOCAL MUNICIPALITY**  
**CAPITAL PROJECTS 2003/2009**

ITEM No.	IDP REF.	UNIT	2004/2005	2005/2006	2006/2007	2007/2008	2008/2009	2009/2010	TOTAL	Fin.Resource
		All Units Network Street Lights	2,350,000.00	950,000.00	2,370,000.00	2,330,000.00	2,446,500.00	0.00	8,076,500.00	0 Income
<b>265</b>		<b>Water</b>								
		Senekal Flocculant channel purific. works			0.00					0 Income
		1x Two Ton Truck		80,000.00		150,000.00			230,000	Income
		Ficksburg 1xLDV		125,000.00					125,000	Income
		Tools & Eq	17,500.00	20,000.00					37,500	Income
		Marquard Standpipes	20,000.00	22,500.00		50,000.00			92,500	Income
		Telimetri S	20,000.00				20,000.00		40,000	Income
		Ckocolan 1x LDV			0.00				0	Income
		Connection / Taps		220,000.00			220,000.00		440,000	Income
		INFRASTRUCTURE GRANT			35,373,000.00					DORA GRANT
		All Units Reticulatio	1,000,000.00	630,000.00	0.00	1,000,000.00	1,000,000.00		3,630,000	Income
			<b>1,057,500.00</b>	<b>1,097,500.00</b>	<b>35,373,000.00</b>	<b>1,200,000.00</b>	<b>1,240,000.00</b>	<b>0.00</b>	<b>4,595,000.00</b>	
		<b>GRAND TOTAL</b>	<b>4,628,500.00</b>	<b>3,328,000.00</b>	<b>47,247,000.00</b>	<b>4,849,000.00</b>	<b>5,004,500.00</b>	<b>0.00</b>	<b>18,644,000.00</b>	

## CORPORATE SERVICES

DESCRIPTION	TARIFF	TARIFF	TARIFF
	2005/2006	No VAT 2006/2007	Inc Vat 2006/2007
<b>Photocopies</b>			
- Photostats A4	2.00	2.00	2.28
- Photostats A3	4.20	4.20	4.79
<b>Copies of Maps</b>	60.00	60.00	68.40
<b>Clearance Certificate</b>	60.00	60.00	68.40
<b>Valuation Certificate</b>	60.00	60.00	68.40
<b>Look-up-fees per hour or part per hour</b>	5.00	5.00	5.70
<b>Building Plan Copies</b>	60.00	60.00	68.40
<b>Faxes : Per page</b>			
- Sending	5.00	5.00	5.70
- Receiving	3.00	3.00	3.42
<b>Voters roll per page</b>	2.00	2.00	2.28
<b>Valuation Roll per unit</b>	600.00	600.00	684.00
<b>Address Roll per unit</b>	600.00	600.00	684.00
<b>Posters :</b>			
- Deposit	300.00	300.00	342.00
- Rental per poster	0.50	0.50	0.57
<b>Enquiry Fees -per hour of part thereof (Special Requests)</b>	35.00	35.00	39.90
<b>Deeds Office Enquiries per property (Aktex)</b>	25.00	25.00	28.50
<b>Pointing of Site Pens - Surveyor Costs plus</b>	10.00%	10.00%	
<b>Pound Fees per day (per head)</b>			-
Only for Cattle, Horses and Donkeys			
First day	60.00	60.00	68.40
Second Day and longer per day	60.00	60.00	68.40
Only for Buck, Sheep and Pigs			
First day	15.00	15.00	17.10
Second Day and longer per day	15.00	15.00	17.10
<b>Wood (if available)</b>			
<b>- Droppers (if available)</b>			
Per 100 for 1.2m lengths	100.00	100.00	114.00
Per 100 for 1.8m lengths	150.00	150.00	171.00
<b>- Selling of Wood (if available)</b>			
Per bundle carried by single human	13.16	13.16	15.00
Dry wood per cubic meter	61.40	61.40	70.00
Saw Timber per cubic meter (chopped)	150.00	150.00	171.00
Saw Timber - 1 meter lengths	70.18	70.18	80.01
Per Bag	17.54	17.54	20.00

**Valuation Objection Fees**

- Per property with a minimum opf R2280-00 if less than four objections	600.00	600.00	684.00
---	--------	--------	--------

**Encroachments on sidewalks**

- Application for advertising boards and other encroachments			
* Permanent structure per year plus 10% escalation per year	270.00	270.00	307.80
* Temporary structure per year plus 10% escalation per year	220.00	220.00	250.80

**Building Approvals/Inspections Fees****- Residential Sites**

0-100m2	65.00	65.00	74.10
101-200m2	185.00	185.00	210.90
201-300m2	250.00	250.00	285.00
301m2+	400.00	400.00	456.00
- Sewerage Inspect - Per sewerage point (new buildings)	30.00	30.00	34.20

**- Trading and Industrial Sites**

0-200m2	400.00	400.00	456.00
201-500m2	650.00	650.00	741.00
501m2+	1,500.00	1,500.00	1,710.00
- Sewerage Inspect - Per sewerage point (new buildings)	35.00	35.00	39.90

**Debtors Collection Fee**

Default charge	50.00	50.00	57.00
Cheque returned by bank	100.00	100.00	114.00

## CEMETRIES

DESCRIPTION	TARIFF	TARIFF	TARIFF
	2005/2006	No VAT 2006/2007	Inc Vat 2006/2007
<b>TOWN :</b>			
- Selling of graves:			
- Adults	350.00	350.00	399.00
- Children under the age of 10	150.00	150.00	171.00
- Stillborn	No charge	No charge	No charge
- Non Residence	500.00	500.00	570.00
<b>TOWN SHIP :</b>			
- Residence	120.00	120.00	136.80
- Children under the age of 10	90.00	90.00	102.60
- Stillborn	No charge	No charge	No charge
- Non Residence	500.00	500.00	570.00
<b>OPEN AND CLOSURE</b>			
Weekdays	200.00	200.00	228.00
Weekends & Public Holidays	350.00	350.00	399.00
Burial on top of each other	350.00	350.00	399.00
Erection of Tombstone plans	20.00	20.00	22.80
<b>Wall of Remembrance :</b>			
- Residence	400.00	400.00	456.00
- Non Residence	500.00	500.00	570.00
<b>Muslem Graves</b>			
Erection / Replacement of tombstones :			
- Residence	85.00	85.00	96.90
- None Residence	150.00	150.00	171.00

## LIBRARY

DESCRIPTION	TARIFF	TARIFF	TARIFF
	2005/2006	No VAT 2006/2007	Inc Vat 2006/2007
<b>Penalty Fees</b>			
Per Book per Week	1.50	1.50	1.50
Donation for Lecture Hall	120.00	120.00	136.80
Cultural Organisations	170.00	170.00	193.80
<b>Membership \ Subscription</b>			
Rate Payers	7.50	7.50	8.55
Non Rate Payers	50.00	50.00	57.00
<b>Rental of Library Halls</b>			
Deposit	200.00	200.00	228.00
Rent - 08:00-17:00	100.00	100.00	114.00
Rent - 17:00-24:00	150.00	150.00	171.00

## PROPERTIES

DESCRIPTION	TARIFF	TARIFF	TARIFF
	2005/2006	No VAT 2006/2007	Inc Vat 2006/2007
<b>Parking Area</b>			
- Busses per day	25.00	25.00	28.50
- Taxi / Busses Loading	4.00	4.00	4.56
<b>Vendors</b>			
- per day	5.00	5.00	5.70
- weekly	20.00	20.00	22.80
- monthly	75.00	75.00	85.50
<b>Caravan Park</b>			
- overnight tariff - first two	43.86	43.86	50.00
- per extra person	6.14	6.14	7.00
Day visitor to park	10.53	10.53	12.00
Pensioners visiting park			
- Overnight tariff - first two	21.93	21.93	25.00
- per extra person	3.51	3.51	4.00
- day visitor	5.26	5.26	6.00
<b>Abattoir</b>			
- Inspections Fees			
Cattle	10.00	10.00	11.40
Calf	4.00	4.00	4.56
Sheep	2.00	2.00	2.28
Pigs	5.00	5.00	5.70
Suckling	3.00	3.00	3.42
Tripe per kg	0.75	0.75	0.86

## TOWN HALL & BUILDINGS

DESCRIPTION	TARIFF	TARIFF	TARIFF
	2005/2006	No VAT 2006/2007	Inc Vat 2006/2007

A DEPOSIT TO BE PAID AT ALL TIMES.

### DEPOSIT FOR RATE PAYERS

Halls	300.00	300.00	300.00
Crockery	300.00	300.00	300.00

### DEPOSIT FOR NON RATE PAYERS

Halls	800.00	800.00	800.00
Crockery	800.00	800.00	800.00

### RENTAL

#### Rate Payers

##### Town Hall

per day or part thereof	263.16	263.16	300.00
Extra day for preparations after 17h00	105.26	105.26	120.00
Organisation with WO nr			
S A Police (not recruiting purposes)			
Clinic			
Schools without halls			
Church			
Repetitions			

#### Non Rate Payers

##### Town Hall

per day or part thereof	350.00	350.00	399.00
-------------------------	--------	--------	--------

##### Horticultural Hall

per day or part thereof	180.00	180.00	205.20
repetitions (each)	25.00	25.00	28.50
Sports Sessions (between 08:00-17:00)	25.00	25.00	28.50
(between 17:00-24:00)	40.00	40.00	45.60

##### Township Community Halls & LDF Sports Hall

if no entrance fee is charged & for community organisations

LDF Hall	40.00	40.00	45.60
Community Halls	75.00	75.00	85.50

if entrance fee is charged & for Political Meetings

LDF Hall	75.00	75.00	85.50
Community Halls	120.00	120.00	136.80

Sportsclubs per year or part thereof (only if hall is not needed for other purposes) - Only Communit Halls and LDF Hall

Maximum of 4 hours per week per club	132.00	132.00	150.48
--------------------------------------	--------	--------	--------

## Stadiums and Open Grounds

### Townships

Deposit	100.00	100.00	100.00
Practise session per activity per day or part thereof	65.00	65.00	74.10
Matches per activity per day or part thereof	100.00	100.00	114.00
Any other non-sport functions	120.00	120.00	136.80
Rent : 06:00-18:00	120.00	120.00	136.80

### Towns

Deposit	400.00	400.00	400.00
Practise session per activity per day or part thereof	100.00	100.00	114.00
Matches per activity per day or part thereof	150.00	150.00	171.00
Rent : 06:00-18:00	120.00	120.00	136.80
Rent after 18:00 without lights	140.00	140.00	159.60
Rent after 18:00 with lights	180.00	180.00	205.20
Any other non-sport functions	200.00	200.00	228.00
	300.00	300.00	342.00

### Cricket Field

Practise session per activity per day or part thereof	100.00	100.00	114.00
Rent : 09:00-19:00	180.00	180.00	205.20
Rent with lights	240.00	240.00	273.60

### Athletic Track (Unmarked) per day or part thereof

240.00	240.00	273.60
--------	--------	--------

## SWIMMING POOL

DESCRIPTION	TARIFF	TARIFF	TARIFF
	2005/2006	No VAT 2006/2007	Inc Vat 2006/2007
Season Tic Adults	40.00	40.00	45.60
School Going Children	30.00	30.00	34.20
Day Visitors			
Adults	3.51	3.51	4.00
School Going Children	1.75	1.75	2.00

## PROTECTION SERVICES

DESCRIPTION	TARIFF	TARIFF	TARIFF
	2005/2006	No VAT 2006/2007	Inc Vat 2006/2007

### VELD FIRES

#### **Area of Rate Payers**

Call out fee - payable by owner	100.00	100.00	114.00
---------------------------------	--------	--------	--------

#### **Area outside of Rate Payers**

Call out fee - payable by owner	700.00	700.00	798.00
---------------------------------	--------	--------	--------

Running cost per vehicle per kilometer	2.75	2.75	3.14
--	------	------	------

Tariff per hour	550.00	550.00	627.00
-----------------	--------	--------	--------

## ASSESSMENT RATES

DESCRIPTION	TARIFF	TARIFF	TARIFF
	2005/2006	No VAT 2006/2007	Inc Vat 2006/2007
<b>Public</b>			
Site	0.0331175	0.0373	12.50%
Improvements	0.012228	0.0138	12.50%
<b>Government</b>			
Site	0.46	0.5175	12.50%
Improvements	0.03	0.0338	12.50%
<b>Business</b>			
Site	0.105	0.1181	12.50%
Improvements	0.0084	0.0095	12.50%
<b>Farms</b>			
Site	0.0011	0.0012	12.50%
Improvements	0.0011	0.0012	12.50%

An estimated income of R612375.00 is possible if farms are levied at abovementioned rate. The implementation date must be concluded by Council.

After the implementation of the new valuation roll the tariff to be reduced to have the same fiscal value of income as before the implementation thereof.

If the full current service account are paid before or on the last day of each month the consumer to qualify for a 10 % discount on property tax only.

## ELECTRICITY

DESCRIPTION	TARIFF	TARIFF	TARIFF	
	2005/2006	No VAT 2006/2007	Inc Vat 2006/2007	
<b>Availability:</b>	30.00	31.80	36.25	6.00%
<b>Basic Charges</b>				
Domestic	55.00	58.30	66.46	6.00%
Business	99.00	104.94	119.63	6.00%
Small Holdings / Farms	105.00	111.30	126.88	6.00%
Government & Provincial	181.50	192.39	219.32	6.00%
Sport	72.60	76.96	87.73	6.00%
Municipal use	72.60	76.96	87.73	6.00%
<b>Unit Price per Kwh</b>				
<b>First 50 Kwh free (Initially Indigent only)</b>				
Domestic	0.320	0.34	0.39	6.00%
Business	0.310	0.33	0.37	6.00%
Small Holdings / Farms	0.380	0.40	0.46	6.00%
Government & Provincial	0.490	0.52	0.59	6.00%
Sport	0.320	0.34	0.39	6.00%
Municipal use	0.350	0.37	0.42	6.00%
Single rate tariff / Prepaid	0.430	0.46	0.52	6.00%
<b>Bulk Users</b>				
K V A	45.00	47.70	54.38	6.00%
0 - 15000	0.270	0.29	0.326	6.00%
15001 <	0.210	0.22	0.254	6.00%
<b>Deposit</b>				
Domestic	400.00	400.00	400.00	0.00%
Business	650.00	650.00	650.00	0.00%
<b>New Connections</b>				
Domestic Single Phase	1,000.00	1,000.00	1,140.000	0.00%
Business Single Phase	2,000.00	2,000.00	2,280.000	0.00%
Domestic Other - Cost plus	10.00%	10.00%		
Business Other - Cost plus	10.00%	10.00%		
or actual cost which ever is the highest.				
<b>Re Connection cost</b>				
Domestic	300.00	300.00	342.000	0.00%
Business	300.00	300.00	342.000	0.00%
<b>Testing fo Meters</b>	150.00	150.00	171.000	0.00%

The Financial Manager will charge a Deposit to his own discretion on any applicants who are not a South African citizen.

## REFUSE SERVICES

DESCRIPTION	TARIFF	TARIFF	TARIFF	
	2005/2006	No VAT 2006/2007	Inc Vat 2006/2007	
HOUSEHOLD				
Township	37.00	40.70	46.40	10.00%
Town	45.00	49.50	56.43	10.00%
Business				
Town & Township Factor Value	47.00	51.70	58.94	10.00%
Business to start with a value of 2				
All Business' must be valued by Enviromental Health Officers				
Tuckshop	37.00	40.70	46.40	10.00%
Provincial & Government Buildings	126.00	138.60	158.00	10.00%
Garden Refuse	80.00	88.00	100.32	10.00%
Building Rubble per 8 ton Load	550.00	605.00	689.70	10.00%
Cleaning of Sites ( Vacant Sites Only)	220.00	242.00	275.88	10.00%
Removal of Carcass				
Cattle	100.00	100.00	114.00	0.00%
Other Than Cattle	50.00	50.00	57.00	0.00%

Services to be rendered once a week.

## SEWERAGE SERVICES

DESCRIPTION	TARIFF	TARIFF	TARIFF	
	2005/2006	No VAT 2006/2007	Inc Vat 2006/2007	
Bucket System / VIP System	29.00	31.90	36.37	10.00%
Domestic	37.00	40.70	46.40	10.00%
Septic Tank	37.00	40.70	46.40	10.00%
Septic Tank Indigent only	-	-	-	
Business	54.00	59.40	67.72	10.00%
Provincial Administration	127.00	139.70	159.26	10.00%
- Hospitals	370.00	407.00	463.98	10.00%
- Jails	420.00	462.00	526.68	10.00%
Availability	20.50	22.55	25.71	10.00%
Services:				
Blockages office hours	75.00	75.00	85.50	0.00%
after hours	150.00	150.00	171.00	0.00%
Inspection fees	40.00	40.00	45.60	0.00%
Connection Fees or actual cost, which ever is the highest.	1,500.00	1,500.00	1,710.00	0.00%

Service based on once per week

## WATER SERVICES

DESCRIPTION	TARIFF	TARIFF	TARIFF	
	2005/2006	No VAT 2006/2007	Inc Vat 2006/2007	
<b>Basic Charge</b>				
Domestic Use				
Fully Connected Site with Meter	38.96	42.85	48.85	10.00%
Site with Communal Tap/Basic charge	33.00	36.30	41.38	10.00%
Site with tap without meter	38.59	42.45	48.39	10.00%
Business	54.75	54.20	61.79	-1.00%
Small Holdings	47.25	51.98	59.25	10.00%
Government & Provincial	120.75	132.83	151.42	10.00%
Sports Clubs	94.50	103.95	118.50	10.00%
<b>Unit Price</b>				
0 - 6	0.00	-	-	
6,1 - 10	1.83	2.01	2.29	10.00%
10,1 - 20	2.00	2.20	2.51	10.00%
20,1 - 30	2.20	2.42	2.76	10.00%
30,1 >	2.37	2.61	2.97	10.00%
Municipal Use & Sports Clubs	1.68	1.85	2.11	10.00%
<b>Deposit</b>				
Household	150.00	150.00	171.00	0.00%
Business	300.00	300.00	342.00	0.00%
<b>New Connection</b>				
Household	600.00	693.00	790.02	15.50%
Business	1,500.00	1,732.50	1,975.05	15.50%
or actual cost, which ever is the highest.				
<b>Re-Connection</b>				
Household	200.00	220.00	250.80	10.00%
Business	300.00	330.00	376.20	10.00%
No Charge to be levied for Call Out				
<b>Testing of Watermeters</b>	150.00	150.00	171.00	0.00%
<b>Prepaid Water meters</b>				
Tariff to be determined once meters are installed.				

**ADMINISTRATION COST**

<b>DESCRIPTION</b>	<b>% of Departmental Income 2006/2007</b>
Cleansing services	5.00%
Sewer services	5.00%
Electricity services	8.00%
Water services	5.00%

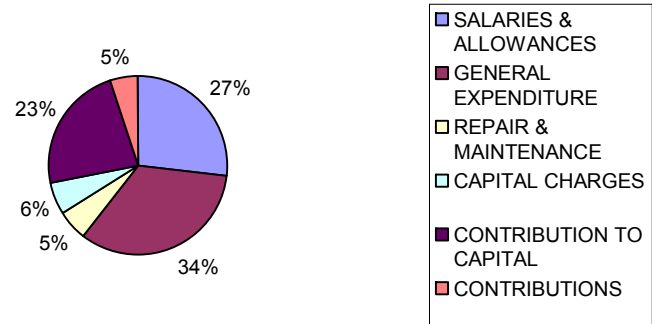
**PROPOSED INDIGENT SUBSIDY**

	INCOME CATEGORY	SUBSIDY EX VAT	PAYABLE	PAYABLE + VAT
A	R 0 - 500 per household per month	100%	<b>97.50</b>	-
B	R501 - 700 per household per month	80%	<b>78.00</b>	<b>19.50</b>
C	R701 - 900 per household per month	60%	<b>58.50</b>	<b>39.00</b>
D	R901 - 1200 per household per month	25%	<b>24.38</b>	<b>73.12</b>

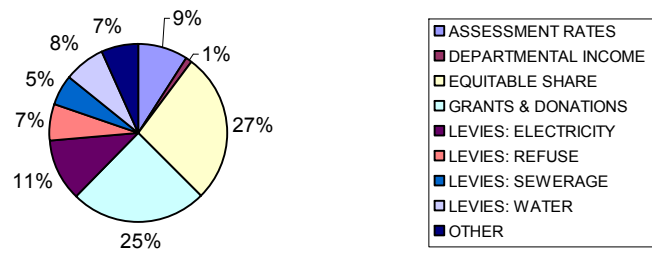
Maximum subsidy of R97-50 per site.(excluding VAT)

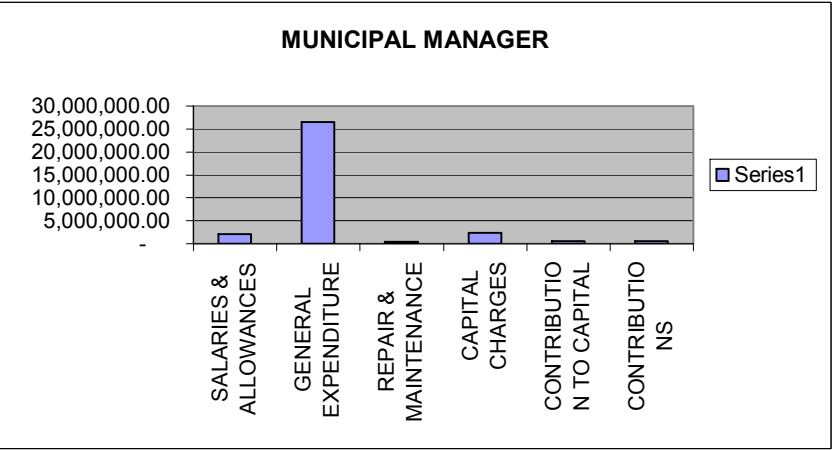
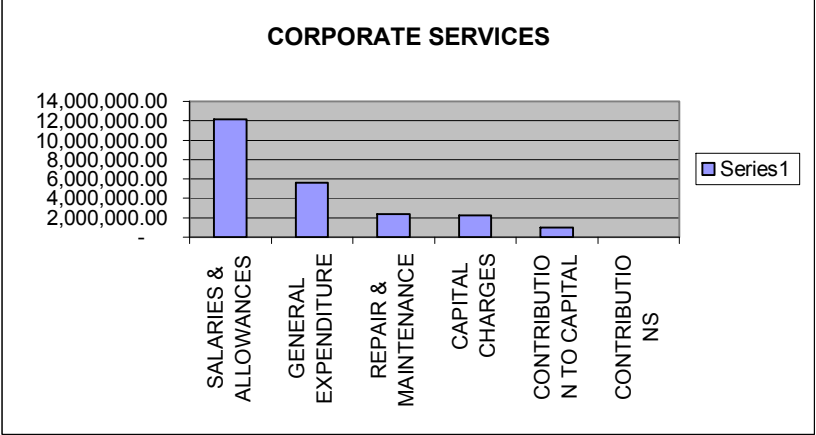
	INCOME CATEGORY	SUBSIDY INCLUDING VAT
A	R 0 - 500 per household per month	100% <b>111.15</b>
B	R501 - 700 per household per month	80% <b>88.92</b>
C	R701 - 900 per household per month	60% <b>66.69</b>
D	R901 - 1200 per household per month	25% <b>27.79</b>

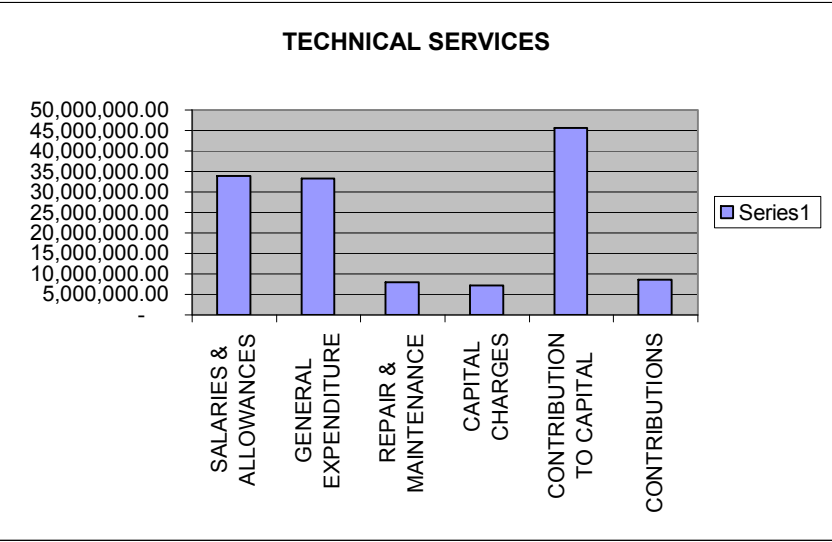
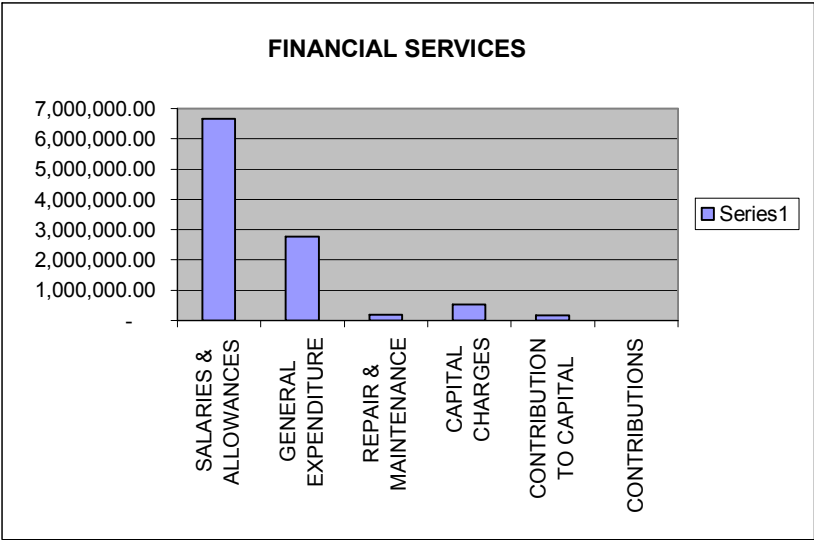
### EXPENDITURE

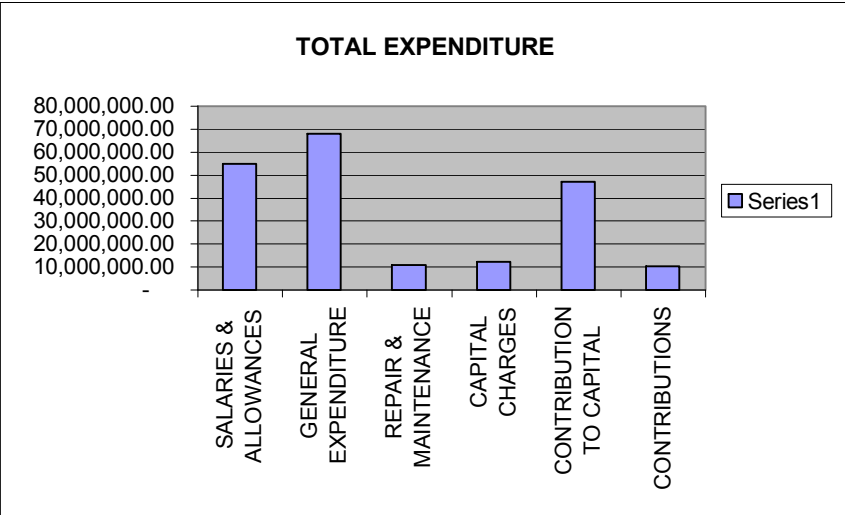


### INCOME



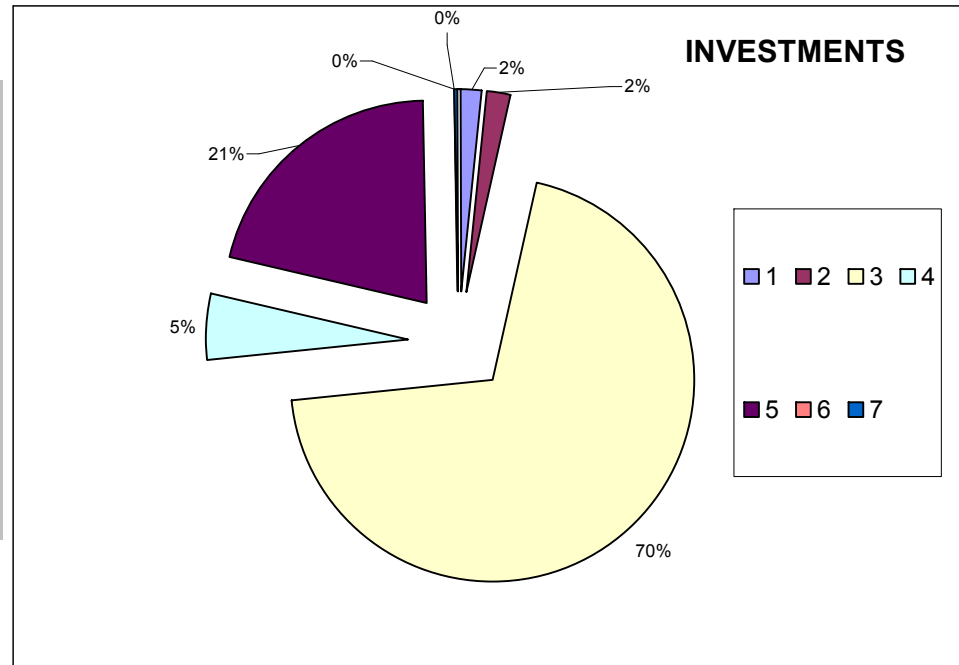






# INVESTMENTS

Financial Institution	Purpose	Balance 2005
Absa Bank	Various	78,276.07
Eastern FS Co-op	Member's funds and shares	92,924.31
FNB	Various	3,406,373.01
Momentum	Redemption fund	259,640.00
Sanlam	Various	1,028,712.28
Taurus	Shares	26.00
Standard Bank	Housing collateral	18,171.79
<b>TOTAL</b>		<b>4,884,123.46</b>



## SALARY LIST

Empl No.	Name	Post Level	Salary Notch	Increased Salary	Bonus	Pension	Medical	UIF	Industr Levy	Group Ass.	Housing	Travel Subs	Over time	Cell Phone	Uni form	Total
100224	Municipal Manager		530928	234201	46893	42319	0				95450	190800				609663
100371	Director Technical		477954	297807	42219	53332	35555					119937				548850
100296	Director Finance		477954	278727	42219	45134	30090					152680				548850
100133	Director Corporate		477954	278727	42219	45134	30090					152680				548850
400240	Councillor		38324	40623								9581		7,500		57704
100838	Mayor		169674	179854		26978.17	12170				36167	42419		12,000		309589
400582	Councillor		38324	40623		6093.516						9581		7,500		63798
400583	Councillor		38324	40623		6093.516						9581		7,500		63798
400584	Councillor		38324	40623		6093.516						9581		7,500		63798
400585	Councillor		38324	40623		6093.516						9581		7,500		63798
400586	Councillor		38324	40623		6093.516						9581		7,500		63798
400587	Councillor		38324	40623		6093.516						9581		7,500		63798
400588	Exco Councillor		71857	76168		11425.26	12170					17964		7,500		125228
400589	Councillor		38324	40623			12170					9581		7,500		69874
100839	Speaker		135739	143883							36167	33935		12,000		225985
400592	Councillor		38324	40623								9581		7,500		57704
400593	Councillor		38324	40623								9581		7,500		57704
400594	Councillor		38324	40623		6093.516						9581		7,500		63798
400595	Councillor		38324	40623		6093.516						9581		7,500		63798
400596	Exco Councillor		71857	76168		11425.26	12170					17964		7,500		125228
400597	Councillor		38324	40623								9581		7,500		57704
400598	Councillor		38324	40623		6093.516						9581		7,500		63798
400599	Exco Councillor		71857	76168								17964		7,500		101632
400600	Councillor		38324	40623		6093.516						9581		7,500		63798
400601	Councillor		38324	40623		6093.516						9581		7,500		63798
400602	Councillor		38324	40623		6093.516						9581		7,500		63798
400603	Councillor		38324	40623								9581		7,500		57704
400604	Councillor		38324	40623								9581		7,500		57704
400605	Exco Councillor		71857	76168								17964		7,500		101632
400606	Councillor		38324	40623		6093.516						9581		7,500		63798
400607	Councillor		38324	40623								9581		7,500		57704
400608	Exco Councillor		71857	76168		11425.26						17964		7,500		113058
400609	Councillor		38324	40623			12170					9581		7,500		69874
400610	Councillor		38324	40623								9581		7,500		57704
400611	Councillor		38324	40623								9581		7,500		57704
				2769004	173550	326389	156585	0	0	0	167784	1012215	0	241500	0	4847027